


# Graduated Guidance


Least to Most Prompting

**Verbal Prompts**

**Teacher provides verbal instructions**


These may also be graduated.  
 (e.g. Which letter comes next?  
 Write the letter that comes next.  
 The next letter is "A"  
 Write the letter "A")



**Gestures**

**Teacher provides visual prompts**


(e.g. picture cards, gestures, holding task-related object to student)



**Modelling**

**Teacher demonstrates skill**

(e.g. teacher models initial/partial step in the task; teacher models full task as they give instructions)



**Full/Partial Physical Prompts\***

**Teacher provides physical guidance**

(e.g. teacher touches student's elbow and repeats instructions; teacher takes student hand to initiate correct response)

Most to Least Prompting



**Most-to-least prompting**

**What?** Fades from most intensive/ invasive supports to least

**When?** New learning or a student has not acquired the necessary skills to complete a task independently.

**Least-to-most prompting**

**What?** Fades from least intensive/ invasive supports to most

**When?** Student has necessary knowledge/skills but responds incorrectly or does not respond to the task.

\*Note: some students may be distressed or uncomfortable with physical touch. Always talk to the student and their family about what kinds of prompts/communication they feel are most suited to their individual needs.